

Chapter 10 Review/Test

Vocabulary

Use a word in the box to complete each sentence.

bar graph
 picture graph
 data

1. You can take a survey to collect data.
(p. 470)
2. A picture graph uses pictures to show data in a graph. (p. 474)

Concepts and Skills

Use the tally chart to complete the picture graph.

Draw a ☺ for each bird. (CC.2.MD.10)

Birds Counted at the Park	
Child	Tally
Reggie	IIII
Kate	IIII
Ted	II
Mandy	IIII

Birds Counted at the Park					
Reggie	☺	☺	☺	☺	
Kate	☺	☺	☺	☺	☺
Ted	☺	☺			
Mandy	☺	☺	☺	☺	

Key: Each ☺ stands for 1 bird.

3. Which child counted the most birds? Kate

4. How many fewer birds did Ted count than Reggie counted? 2 fewer birds

5. How many birds did the four children count? 15 birds

Fill in the bubble for the correct answer choice.


6. Use the tally chart.
How many children chose
apple muffins? (CC.2.MD.10)

- 13
- 8
- 7
- 5

Favorite Muffin	
Muffin	Tally
banana	
blueberry	
apple	

7. Use the bar graph.
How many more yellow toy
cars than green toy cars
were sold? (CC.2.MD.10)

- 1
- 3
- 4
- 5



8. Use the picture graph.
How many stickers do Megan
and Lin have? (CC.2.MD.10)

- 4
- 5
- 6
- 7

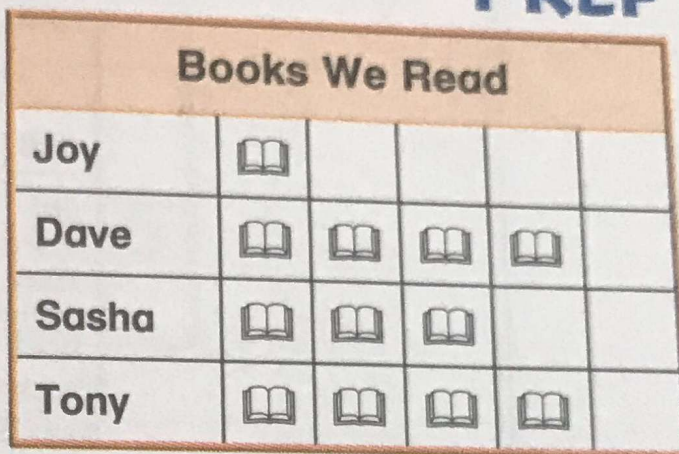
Stickers We Have				
Shane	😊	😊	😊	
Megan	😊	😊		
Lin	😊	😊	😊	😊
Elroy	😊	😊	😊	

Key: Each 😊 stands for 1 sticker.

Fill in the bubble for the correct answer choice.

9. Use the picture graph.
How many fewer books did Joy read than Tony? (CC.2.MD.10)


- 1
- 2
- 3
- 5



Key: Each stands for 1 book.

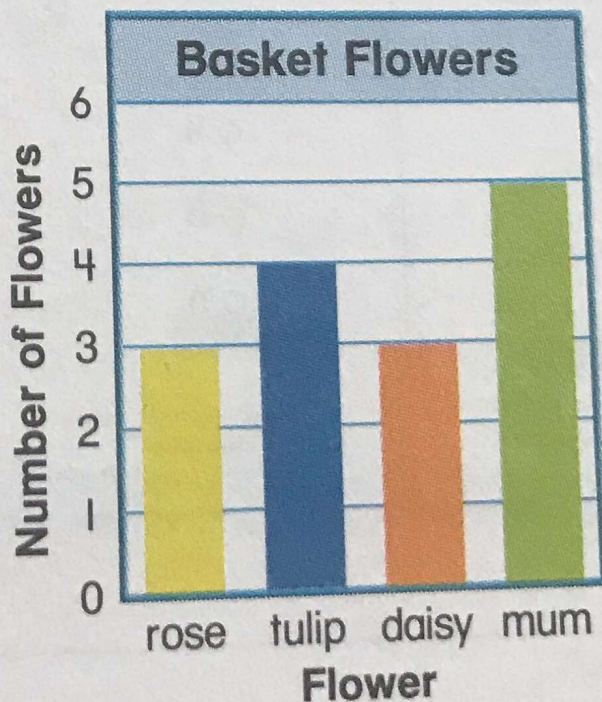
10. Use the tally chart. How many children chose truck? (CC.2.MD.10)

- 5
- 8
- 10
- 12



11. Use the bar graph.
How many more mums than roses are in the basket? (CC.2.MD.10)










- 1
- 2
- 3
- 8




Constructed Response

12. The data for grape juice is not shown in the picture graph. If 13 children voted in all, how many pictures should there be for grape juice?

4 pictures

Favorite Juice				
apple				
berry				
orange				
grape				

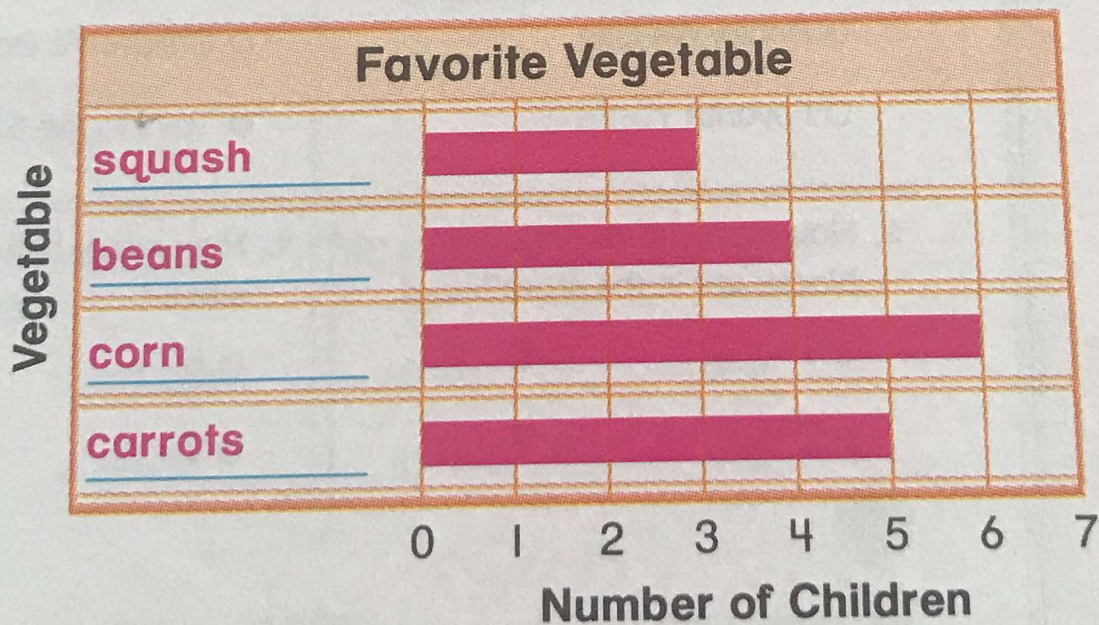
Key: Each  stands for 1 child.

Explain your answer. (CC.2.MD.10)

Possible answer: There are 4 pictures for apple, 2 for berry, and 3 for orange. $4 + 2 + 3 = 9$. I subtracted 9 from 13 to get 4.

Performance Task (CC.2.MD.10)

13. In a survey for favorite vegetable, 3 children chose squash, 4 children chose beans, 6 children chose corn, and 5 children chose carrots. Write labels and draw bars to complete the graph.



Write a sentence to describe the data in the graph.

Answers may vary. Check children's work for understanding.